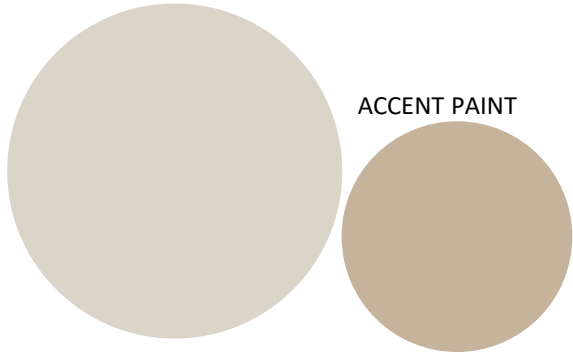




INDUSTRIAL COLOUR SPEC  
BUILDING STANDARD OPTIONS:  
SCHEME A & SCHEME B

# SCHEME A

## PAINT



ACCENT PAINT

GENERAL PAINT  
FILTERED (CL 2851W)

GENERAL PAINT  
KNAPWEED (CL 2893M)



## FLOORING



KRAUS - CARPET TILE  
THAMES - SAND



SHINING HOUSE - VINYL TILE  
DURA CLASSIC ACACIA UMBER




ONE FLOORING  
BURNABY - VINYL TILE  
HARBINGER ESSENTIAL  
SERIES – GRASSCLOTH  
TWEED

## MILLWORK FINISH



WILSONART  
MISSION MAPLE

QORTSTONE  
SUGAR WHITE




By signing below I acknowledge that I am selecting the scheme A as shown on this page. I understand that by signing this form no future changes will be made.

Signature :

Date:

# SCHEME B

## PAINT



## FLOORING



KRAUS - VINYL TILE  
THAMES - SLATE



ONE FLOORING BURNABY - VINYL TILE  
DURA CLASSIC- PEARL OAK



ONE FLOORING  
BURNABY - VINYL TILE  
HARBINGER ESSENTIAL  
SERIES – GRASSCLOTH  
TWEED

## MILLWORK FINISH



QORTSTONE  
SUGAR WHITE

WILSONART  
UPTOWN WALNUT

By signing below I acknowledge that I am selecting the scheme B as shown on this page. I understand that by signing this form no future changes will be made.

Signature :

Date: